

# EGEDA Update

**The 65<sup>th</sup> APEC EGEEC and 63<sup>rd</sup> APEC EGNRET Joint Meeting**  
19-20 November 2025 – Seoul, Republic of Korea

Ms Elvira Torres Gelindon  
EGEDA Secretariat




# Outline

- ❑ Data collection and processing update
- ❑ EGEDA training courses and workshops
- ❑ International cooperation
- ❑ Progress on APEC goals

# Data collection and processing update

# Regular APEC energy data collection

- The **APEC Energy Statistics 2022** was published **online**, while the **APEC Energy Handbook 2022** was both published and printed in May 2025.
- The secretariat has finished processing the **2023 annual energy supply and demand data** from member economies. Preparations for the publication are ongoing: drafting of the chapters, graphs and figures, etc
- Other data collection
  - Annual energy prices
  - Annual GHG emissions
    - CO<sub>2</sub>, CH<sub>4</sub> and N<sub>2</sub>O emissions from energy combustion and fugitive emissions
    - CO<sub>2</sub> transported and stored
  - Energy efficiency indicators
  - Monthly oil and gas supply and demand (JODI)
  - Quarterly energy supply
  - Major economic indicators
  - Energy-related indicators



# Smiley faces of JODI Gas in APEC (January-June 2025)

Economy	Sustainability	Timeliness (M-1 & M-2)	Completeness (%)	Sustainability	Timeliness	Completeness
Brunei Darussalam	6	6	100%	😊	😊	😊
China	5	2	56%	😐	😞	😞
Hong Kong, China	6	6	100%	😊	😊	😊
Indonesia	6	3	100%	😊	😞	😊
Malaysia	6	6	50%	😊	😊	😞
Papua New Guinea	6	5	47%	😊	😊	😞
Peru	6	1	100%	😊	😞	😊
Philippines	3	0	50%	😞	😞	😞
Russia	0	0	0%	😞	😞	😞
Singapore	6	6	50%	😊	😊	😞
Chinese Taipei	6	6	100%	😊	😊	😊
Thailand	6	6	100%	😊	😊	😊
Viet Nam	0	0	0%	😞	😞	😞

Number of 😊 9 6 6

Compared to Jan – Jun 2024



Compared to Jul – Dec2024



# Smiley faces of JODI Gas in APEC (January-June 2025)

Economy	Sustainability	Timeliness (M-1 & M-2)	Completeness (%)	Sustainability	Timeliness	Completeness (%)
Brunei Darussalam	6	6	100%	😊	😊	😊
China	5	2	56%	😐	😞	😐
Hong Kong, China	6	6	100%	😊	😊	😊
Indonesia	6	3	100%	😊	😞	😊
Malaysia	6	6	50%	😊	😊	😐
Papua New Guinea	6	5	47%	😊	😞	😐
Peru	6	1	100%	😊	😞	😊
Philippines	3	0	50%	😐	😞	😐
Russia	0	0	0%	😐	😞	😐
Singapore	6	6	50%	😊	😊	😐
Chinese Taipei	6	6	100%	😊	😊	😊
Thailand	6	6	100%	😊	😊	😊
Viet Nam	0	0	0%	😐	😞	😐


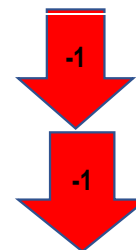
Number of



9

6

6



Compared to Jan – Jun 2024

Compared to Jul – Dec2024

# EGEDA training courses and workshops

# 23<sup>rd</sup> APEC workshop on energy statistics- completed

- ❑ **Dates:** 17-19 September 2025
- ❑ **Venue:** Tokyo Prince Hotel, Tokyo, Japan
- ❑ **Theme:** Conducting end-use energy consumption surveys
- ❑ **Objectives:**
  - The workshop's main objective involved the sharing of energy consumption survey practices among member economies such as:
    - Sampling methodologies
    - Preparation of questionnaires and enumerator's manual
    - Conduct of pilot survey
  - The workshop facilitated dialogues on the issues and challenges encountered in end-use energy consumption surveys and how these can be addressed.



# Energy statistics course (planned)

- ❑ **Dates:** 19-30 January 2026
- ❑ **Venue:** APERC Headquarters, Tokyo, Japan
- ❑ **Trainers:** APERC ESTO Researchers (EGEDA secretariat)
- ❑ **Objectives**
  - Increase the capacity of energy statisticians in APEC economies
  - Keep members up-to-date with new developments.
  - Enhance the human resource network between APEC economies and APERC
  - Increase the level of understanding of the APEC energy database by APEC economies
  - Introduce world trends in energy statistics to APEC economies
  - Improve the reliability of the APEC energy database

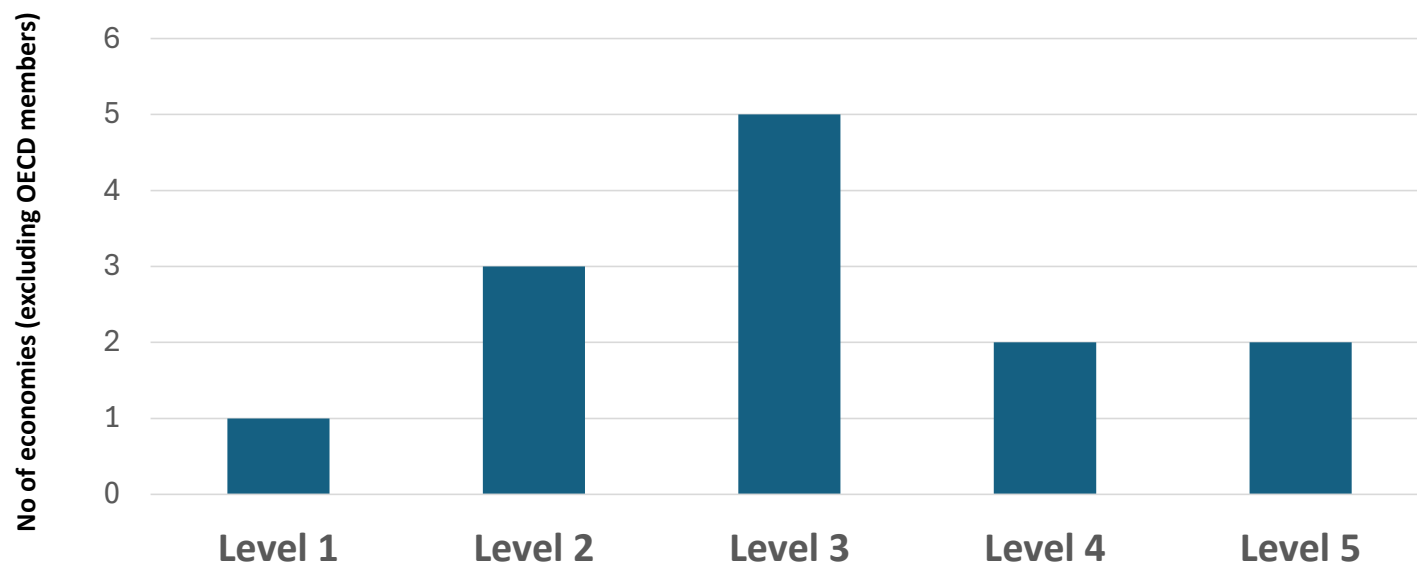


Energy statistics training course in 2025

# Performance levels for collecting/reporting energy statistics

Level	Performance
1	<ul style="list-style-type: none"> <li>• Economy collects energy production data for administrative purposes (e.g., managing private oil and gas companies)</li> <li>• Electricity data (only that collected by the state electricity company); no estimates of renewable energy production</li> <li>• Economy does not compile energy statistics/balances; does not complete APEC annual energy collection templates.</li> </ul>
2	<ul style="list-style-type: none"> <li>• Collects energy data from administrative sources; energy balances are incomplete</li> <li>• Energy consumption data are aggregated and limited to major sectors (i.e., industry, transportation, buildings, etc.)</li> <li>• Economy does not complete the APEC annual energy data collection templates</li> </ul>
3	<ul style="list-style-type: none"> <li>• Collects energy data from administrative sources; energy balances are incomplete</li> <li>• Some energy consumption data are categorized by subsectors; no end-use data</li> <li>• Does not complete the APEC annual energy data collection templates</li> </ul>
4	<ul style="list-style-type: none"> <li>• Collects energy data from administrative sources; energy balances are largely complete</li> <li>• Energy consumption data are broken down into subsectors</li> <li>• Conducts end-use energy consumption surveys; but does not submit end-use data in the APEC EEI template</li> <li>• Completes the APEC annual energy data collection templates</li> </ul>
5	<ul style="list-style-type: none"> <li>• Collects energy data from administrative sources; prepares complete and accurate energy balances</li> <li>• Categorizes energy consumption data by subsector</li> <li>• Conducts end-use energy consumption surveys; submits end-use energy consumption data in the APEC EEI template</li> <li>• Completes the APEC annual energy data collection templates</li> </ul>

## Currently a wide range of collection and reporting capabilities



- ❖ *Majority of the members are not able to complete the APEC annual energy data collection templates.*
- ❖ *Most of the data submitted does not reflect the preferred degree of granularity for energy use (fuel by end-use)*

# International cooperation

## Secretariat's participation in international meetings

1. JODI Inter-secretariat working group (ISWG) meeting (10 September 2025, online).
2. JODI Energy Market Transparency Seminar on Global Perspectives on Energy Market Transparency and Energy Data Reporting: JODI and Beyond (25 November 2025, Riyadh, Saudi Arabia).
3. Task Team for the Revision of Standard International Energy Classification (TT-SIEC) under International Energy Statistics Working Group (InterEnerStat) (approximately once every two months, online).
4. Committee on Energy Statistics (11-12 November 2025, online), regular meetings between the IEA and various energy statistics organizations, to discuss updates on energy statistics.

## Results of TT-SIEC discussions

- ❑ The TT-SIEC has finalized its proposed SIEC revisions for global consultation; revisions include:
  - Conventional and non-conventional crude oils are put under 1 section
  - Additional section is added for cooling called “Cold” to account for energy used for cooling
  - Another section for Hydrogen and Derived Synthetic Fuels was added
  - Number of sections increased from 10 to 11
  - Solid biofuels were disaggregated per types of biomass
- ❑ The revised SIEC structure will be submitted to 2025 UNCEISC meeting for recommendation.
- ❑ Final revised structure will be submitted to the UN Statistical Commission in 2026 for endorsement.

# Progress toward APEC's energy intensity and renewable doubling goals

# APEC's final energy intensity improved from previous year

Annual change in APEC final energy intensity, 2006-22

	2006	2007	2008	2009	2010	2011	2012	2013	2014	2015	2016	2017	2018	2019	2020	2021	2022	2023	2005-23
Change in Final Energy Consumption (FEC)	2.4%	3.6%	0.8%	-1.2%	5.8%	4.2%	2.0%	1.4%	0.3%	0.6%	0.4%	1.4%	3.2%	0.3%	-3.8%	4.9%	2.6%	2.6%	36.1%
Change in GDP (PPP, constant 2021 US dollars)	5.4%	5.5%	3.1%	-0.3%	5.7%	4.3%	4.3%	3.9%	3.9%	3.7%	3.5%	4.1%	4.2%	3.5%	-1.1%	6.4%	2.9%	3.8%	92.0%
Change in final energy consumption intensity	-2.9%	-1.8%	-2.2%	-0.9%	0.0%	0.0%	-2.2%	-2.4%	-3.4%	-3.0%	-2.9%	-2.6%	-0.9%	-3.1%	-2.7%	-1.5%	-0.3%	-1.2%	<b>-29.2%</b>

Sources: APEC statistics (EGEDA), WB (GDP PPP), CT (WEO), APERC analysis

- Goal: decrease energy intensity of TFEC by 45% relative to 2005 by 2035.
- GDP increased to 3.8% in 2023, almost one percentage point increase from 2022; average growth between 2011 and 2019 (just after the financial crisis and before COVID-19).
- FEC growth in 2023 was unchanged (same as 2022), while final energy intensity has improved by almost one percentage point from the 2022 level.

# Likely that share of modern renewables has already doubled

## Final energy consumption, PJ

	2010	2023	% change
<b>Non-renewables</b>	<b>165,114</b>	<b>192,148</b>	<b>16.4%</b>
Coal	32,126	27,638	-14.0%
Oil	64,214	70,041	9.1%
Gas	26,155	37,069	41.7%
Electricity	34,519	44,345	28.5%
Heat	7,884	12,679	60.8%
Other non-renewables	217	375	73.0%
<b>Traditional biomass</b>	<b>3,209</b>	<b>2,558</b>	<b>-20.3%</b>
<b>Modern renewable energy</b>	<b>10,753</b>	<b>23,362</b>	<b>117.3%</b>
Electricity	6,286	16,581	163.8%
Heat	62	358	474.8%
Modern biomass	2,816	3,131	11.2%
Other renewables	1,589	3,292	107.2%
<b>Total</b>	<b>179,076</b>	<b>218,068</b>	<b>21.8%</b>
<b>Modern RE share</b>	<b>6.00%</b>	<b>10.71%</b>	<b>78.4%</b>

Note: Consumption of electricity and heat from renewables is calculated from the share of total electricity and heat production.

## Electricity generation, TWh

	2010	2023	% change
<b>Non-renewables</b>	<b>11,334</b>	<b>14,305</b>	<b>26.2%</b>
Coal	6,577	8,183	24.4%
Oil	325	150	-54.0%
Gas	2,687	4,053	50.9%
Nuclear	1,658	1,844	11.2%
Other non-renewables	87	75	-14.0%
<b>Modern renewable energy</b>	<b>2,108</b>	<b>5,329</b>	<b>152.8%</b>
Modern biomass	67	269	300.9%
Hydro	1,780	2,450	37.6%
Geothermal	46	60	29.1%
Solar	9	1,056	11642.6%
Wind	163	1,461	798.3%
Other renewables	43	34	-21.6%
<b>Total</b>	<b>13,442</b>	<b>19,634</b>	<b>46.1%</b>
<b>Modern RE share</b>	<b>15.68%</b>	<b>27.14%</b>	<b>73.1%</b>

Sources: APEC statistics (EGEDA), APERC analysis

- Renewable shares to final energy consumption and electricity generation constantly show good progress.

# **Pursuing and encouraging efforts to triple global renewable energy capacity by 2030**

# Support for tripling global renewable energy capacity

## COP28 Declaration (excerpt)

*To accelerate the energy transition, the COP 28 Presidency took a leading role in launching the Global Renewables and Energy Efficiency Pledge. With the endorsement of 130 national governments (as of 11 December, including the European Union (EU)), the Pledge stipulates that signatories commit to work together **to triple the world's installed renewable energy generation capacity to at least 11,000 GW by 2030.....***

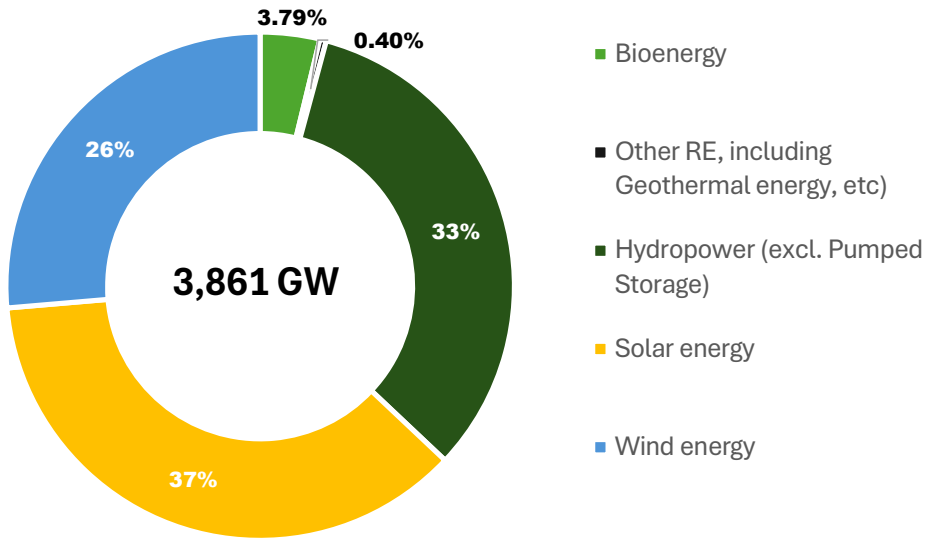
*(COP28 UAE, 2023)*

## 2023 APEC Leaders' Golden Gate Declaration (excerpt)

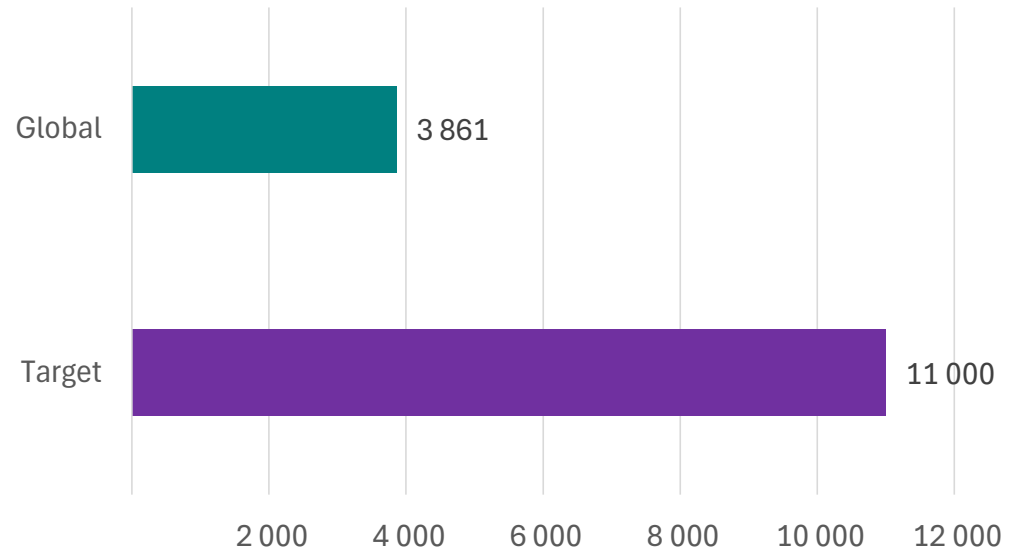
*We will pursue and encourage efforts to triple renewable energy capacity globally through existing targets and policies as well as demonstrate similar ambition with respect to other zero and low emissions technologies including abatement and removal technologies in line with domestic circumstances by 2030.*

# Global installed renewable energy capacity in 2023

Estimated global RE capacity (GW)



Current and target global RE generation capacity (GW)

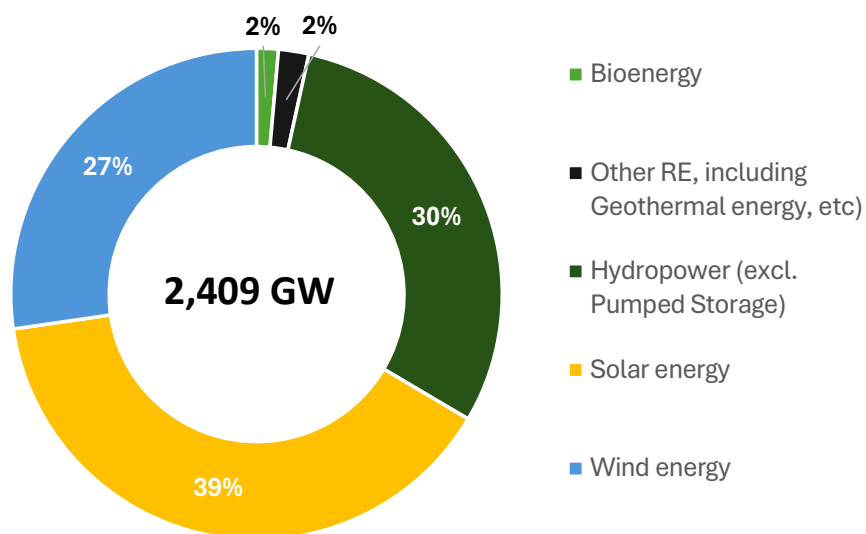


Source for both figures: IRENA

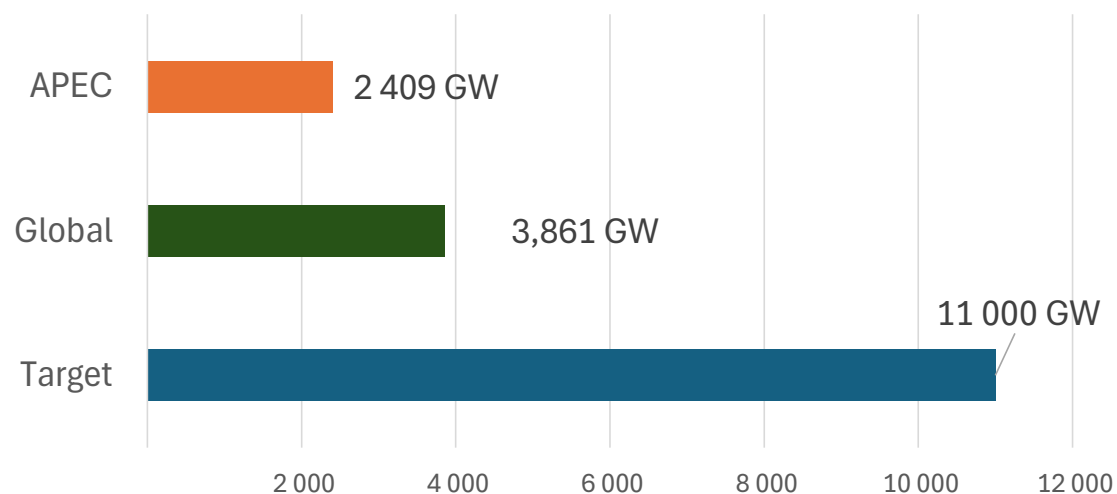
- The COP28 target for 2030 is 11 000 GW of installed renewable generation capacity.

# APEC's share of global RE capacity in 2023

Estimated APEC RE capacity (GW)



APEC and global level relative to 2030 target (GW)



Sources: EGEDA, IEA

- In 2023, APEC accounted for 62% of global RE capacity.

## Summary

- Following the pandemic, **APEC GDP and energy consumption both rebounded**, however, final energy consumption was stable between 2022 and 2023
- Though not much, final **energy intensity in 2023** has improved compared with 2022.
- Renewable energy, specifically **solar and wind**, was the **fastest-growing energy source** in APEC power generation in 2023.
- In 2023, APEC accounted for approximately 62% of global renewable generation capacity. APEC plays a big role in the global tripling capacity goal.



**Thank you.**

**<https://aperc.or.jp>**

