

EGEDA Updates

The APEC EGEEC 66 AND EGNRET 64 Joint Meeting
1-2 April 2026 – Bangkok, Thailand

Mr Robert TROMOP
Chair, EGEDA



Outline

- ❑ New EGEDA Chair and Vice Chair
- ❑ Data collection and processing update
- ❑ EGEDA training courses and workshops
- ❑ International cooperation
- ❑ Next EGEDA meeting
- ❑ Progress on APEC goals
- ❑ Final thoughts

New EGEDA Chair and Vice Chair – 1 January 2026 to 31 December 2027

- **Mr Robert Tromop**, Senior Vice President of APERC was the sole candidate for the position of Chair of EGEDA. His economy of origin is New Zealand. Having no other candidate, Mr Tromop was declared as the new EGEDA Chair, succeeding Mr Glen Sweetnam, former SVP of APERC.
- **Dr Yang Chun**, Deputy Director of Big Data Department, Energy Development Research Institute, China Southern Power Grid was the sole candidate for the Vice Chair position. His economy of origin is China. With no other candidate for the position, Dr Yang was declared as the new EGEDA Vice Chair, succeeding Mr Jenyi Hou of Chinese Taipei.



Data collection and processing update

Regular APEC energy data collection

- The secretariat has drafted the **APEC Energy Statistics 2023** and will submit for review by the APEC Secretariat.
- The EGEDA secretariat is now collecting the **2024 annual energy supply and demand data** from member economies and aims to be able to complete collection and processing by end of September 2026.
- Other data collection
 - Annual energy prices
 - Annual GHG emissions
 - CO₂, CH₄ and N₂O emissions from energy combustion and fugitive emissions
 - CO₂ transported and stored
 - Energy efficiency indicators
 - Monthly oil and gas supply and demand (JODI)
 - Quarterly energy supply
 - Major economic indicators
 - Energy-related indicators

Smiley faces of JODI Oil in APEC (July-December 2025)

Economy	Sustainability	Timeliness (M-1 & M-2)	Completeness (%)	Sustainability	Timeliness	Completeness (%)
Brunei Darussalam	6	6	100%	😊	😊	😊
China	5	3	56%	😐	😞	😞
Hong Kong, China	6	6	100%	😊	😊	😊
Indonesia	6	6	83%	😊	😊	😊
Malaysia	6	3	51%	😊	😞	😞
Papua New Guinea	6	5	47%	😊	😐	😞
Peru	0	0	0%	😞	😞	😞
Philippines	6	1	100%	😊	😞	😊
Russia	0	0	0%	😞	😞	😞
Singapore	6	6	50%	😊	😊	😞
Chinese Taipei	6	6	100%	😊	😊	😊
Thailand	6	6	100%	😊	😊	😊
Viet Nam	0	0	0%	😞	😞	😞
		Number of	😊	9	6	5

Compared to Jul-Dec 2024



Compared to Jan-Jun 2025

No change

No change



Smiley faces of JODI Gas in APEC (July-December 2025)

Economy	Sustainability	Timeliness (M-1 & M-2)	Completeness (%)	Sustainability	Timeliness	Completeness
Brunei Darussalam	6	6	100%	😊	😊	😊
China	5	4	64%	😐	😐	😐
Hong Kong, China	6	6	100%	😊	😊	😊
Indonesia	6	6	100%	😊	😊	😊
Malaysia	6	4	58%	😊	😐	😞
Papua New Guinea	0	0	0%	😞	😞	😞
Peru	0	0	0%	😞	😞	😞
Philippines	6	6	100%	😊	😊	😊
Russia	6	6	27%	😊	😊	😞
Singapore	6	6	64%	😊	😊	😐
Chinese Taipei	6	6	100%	😊	😊	😊
Thailand	6	6	91%	😊	😊	😊
Viet Nam	0	0	0%	😞	😞	😞

Number of 😊

9

8

6

Compared to Jul-Dec 2024



No change



Compared to Jan-Jun 2025

No change

No change

No change

EGEDA training courses and workshops

23rd APEC workshop on energy statistics completed

- **Dates:** 17-19 September 2025
- **Venue:** Tokyo Prince Hotel, Tokyo, Japan
- **Theme:** Conducting end-use energy consumption surveys
- **Objectives:**
 - The workshop's main objective is sharing of energy consumption survey practices among member economies such as:
 - Sampling methodologies
 - Preparation of questionnaires and enumerator's manual
 - Conduct of pilot survey
 - The workshop facilitates dialogues on the issues and challenges encountered in end-use energy consumption surveys and how these can be addressed.

Energy statistics course (completed)

- ❑ **Dates:** 19-30 January 2026
- ❑ **Venue:** APERC Headquarters, Tokyo, Japan
- ❑ **Trainers:** APERC ESTO Researchers (EGEDA secretariat)
- ❑ **Objectives**
 - Increase the capacity of energy statisticians in APEC economies
 - Keep members up-to-date with new developments.
 - Enhance the human resource network between APEC economies and APERC
 - Increase the level of understanding of the APEC energy database by APEC economies
 - Introduce world trends in energy statistics to APEC economies
 - Improve the reliability of the APEC energy database



Energy statistics training course in 2026

International cooperation

Secretariat's participation in international meetings

1. 2nd Meeting of IEA's Committee on Energy Statistics (12-13 November 2025, online)
2. JODI Energy Market Transparency Seminar on Global Perspectives on Energy Market Transparency and Energy Data Reporting: JODI and Beyond (25 November 2025, Riyadh, Saudi Arabia).
3. IEA Southeast Asia Energy Efficiency Policy Training Week (1-4 December, Ha Noi, 2025)
4. JODI Inter-secretariat working group (ISWG) meeting (4 March 2026, online).
5. Task Team for the Revision of Standard International Energy Classification (TT-SIEC) under International Energy Statistics Working Group (InterEnerStat) (19 March 2026, online)

Results of TT-SIEC discussions

- ❑ The task team discussed the next steps for the completion of SIEC Version 2.0, including drafting of the introductory text and explanatory notes.
- ❑ 19 March 2026 meeting (Work plan)
 - **March -October 2026:** Develop introduction, explanatory notes and correspondence tables
 - **Q4 2026:** Broad consultation of introduction and explanatory notes
 - **November 2026:** Final draft introduction and explanatory note submitted to the Annual meeting Committee of Experts on International Statistical Classifications for approval
 - **Feb/March 2027:** Pre-edit version of SIEC, including the structure introduction, structure explanatory note, submitted to the 58th session of the UN Statistical Commission

Next EGEDA Meeting

❖ The 37th meeting of APEC EGEDA

Event Info

- ❑ **Date:** 8 – 10 April, 2026
- ❑ **Location:** InterContinental Guangzhou
- ❑ **Theme:** Tracking Energy Transition — Data Collection
Helps Shape the Energy Future

Agenda Highlights

- ❑ **Apr 8:** EGEDA Meeting
- ❑ **Apr 9:** EGEDA Meeting | Workshops (Restructuring of APEC Energy Supply Chains based on Intelligent Digital Technology/ Integrating Renewable Energy and Hydrogen Technologies for Low-Carbon Transitions)
- ❑ **Apr 10:** Meeting & Workshops | Technical Tours



Registration



Progress toward APEC's energy intensity and renewable doubling goals

APEC's final energy intensity improved from previous year

Annual change in APEC final energy intensity, 2006-23

	2006	2007	2008	2009	2010	2011	2012	2013	2014	2015	2016	2017	2018	2019	2020	2021	2022	2023	2005-23
Δ in Final Energy Consumption (FEC)	2.4%	3.6%	0.8%	-1.2%	5.8%	4.2%	2.0%	1.4%	0.4%	0.6%	0.4%	1.5%	3.3%	0.6%	-3.9%	4.8%	3.0%	1.2%	35.3%
Δ in GDP (PPP, constant 2021 US dollars)	5.4%	5.5%	3.1%	-0.3%	5.7%	4.3%	4.3%	3.9%	3.9%	3.7%	3.5%	4.1%	4.2%	3.5%	-1.1%	6.4%	2.9%	3.8%	92.0%
Δ in final energy intensity	-2.9%	-1.8%	-2.2%	-0.9%	0.0%	0.0%	-2.2%	-2.4%	-3.3%	-2.9%	-2.9%	-2.4%	-0.8%	-2.9%	-2.8%	-1.6%	0.0%	-2.5%	-29.5%

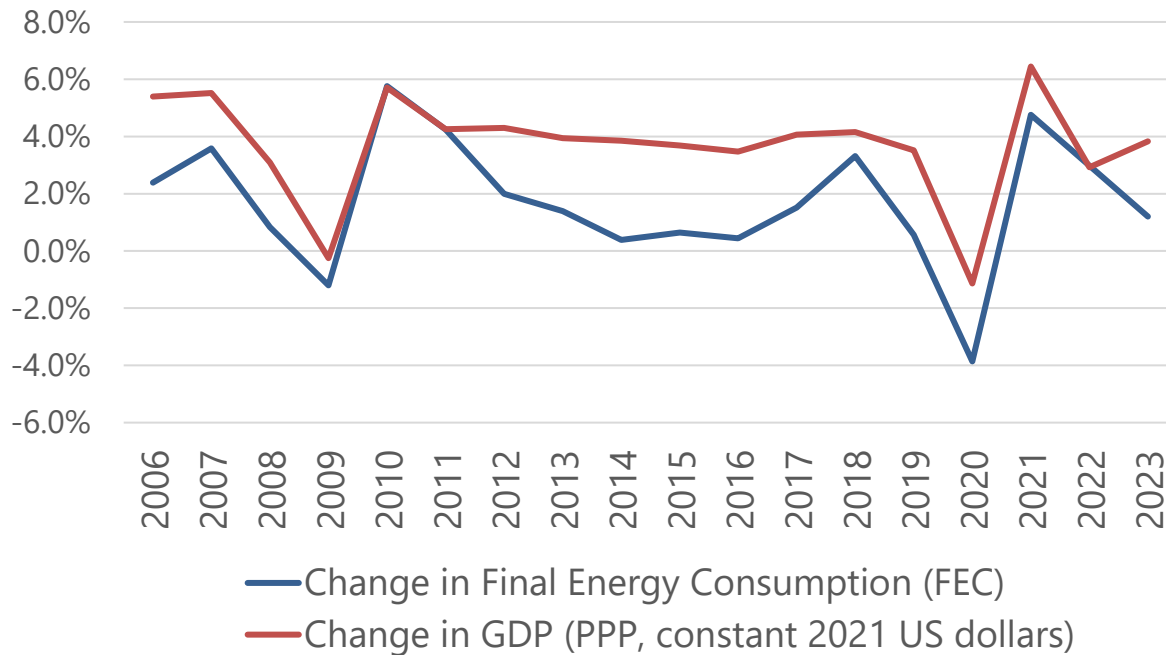
Sources: APEC statistics (EGEDA), WB (GDP PPP), CT (WEO), APERC analysis

APEC Goal: Decrease energy intensity of TFEC by 45% relative to 2005 by 2035.

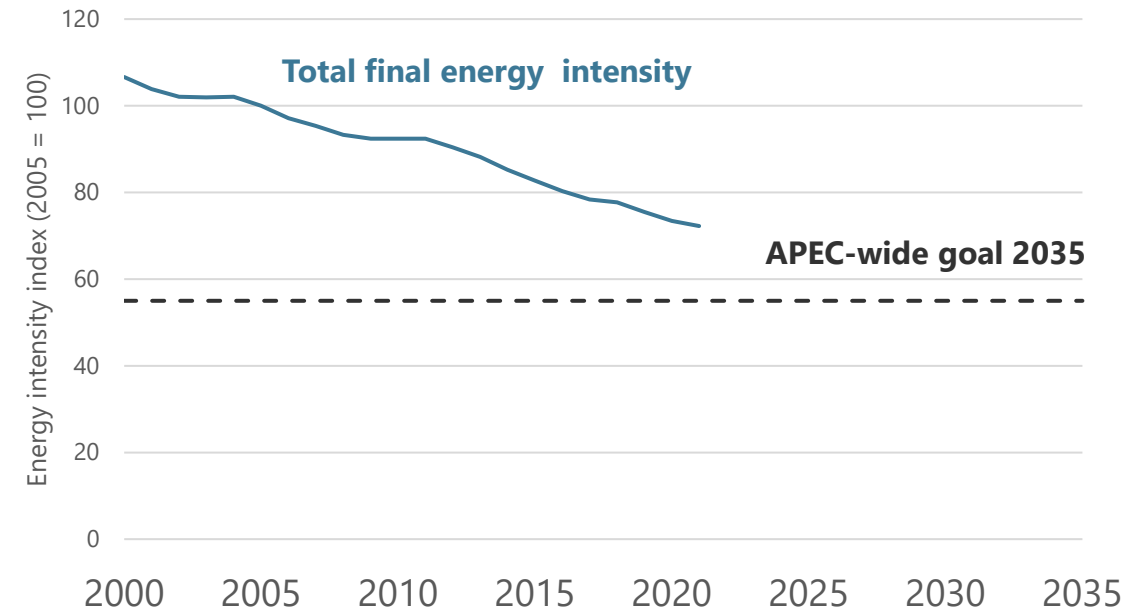
- Final energy intensity has reduced by 29.5% compared to 2005.
- The final energy intensity improvement in 2023 was more than two percentage points from 2022, bringing the average improvement between 2006 and 2023 to almost 2%.
- GDP increased to 3.8% in 2023, almost one percentage point increase from 2022 and the average growth between 2011 and 2019 (just after the financial crisis and before COVID-19).

Decoupling continues

Change in FEC vs change in GDP (2006-2023)



APEC final energy intensity reduction goal



- GDP continues to decouple from the final energy consumption from 2005 to 2023, even during and after COVID-19;
- Current final energy intensity improvement (-29.5%) is just 34% away from the goal.

Renewable energy continues to gain share in both primary and final consumption

Primary energy supply, PJ

	2010	2023	% change
Non-renewables	288,229	341,991	18.7%
Coal	116,944	129,528	10.8%
Oil	89,684	103,991	16.0%
Gas	62,313	87,346	40.2%
Other non-renewables	19,287	21,126	9.5%
Traditional biomass	3,209	2,558	-20.3%
Modern renewable energy	14,645	30,821	110.5%
Modern biomass	4,186	6,959	66.2%
Hydro	6,357	8,615	35.5%
Geothermal	1,471	1,863	26.6%
Solar	157	4,112	2521.9%
Wind	586	5,261	798.3%
Other renewables	1,889	4,012	112.4%
Total	306,083	375,371	22.6%
Modern RE share	4.78%	8.21%	71.6%

Final energy consumption, PJ

	2010	2023	% change
Non-renewables	165,110	191,505	16.0%
Coal	32,126	25,573	-20.4%
Oil	64,214	71,018	10.6%
Gas	26,155	36,928	41.2%
Electricity	34,515	44,691	29.5%
Heat	7,884	12,921	63.9%
Other non-renewables	217	375	73.1%
Traditional biomass	3,209	2,558	-20.3%
Modern renewable energy	10,757	22,790	111.9%
Electricity	6,290	16,235	158.1%
Heat	62	68	9.6%
Modern biomass	2,816	2,940	4.4%
Other renewables	1,589	3,547	123.2%
Total	179,076	216,853	21.1%
Modern RE share	6.01%	10.51%	75.0%

Note: Consumption of electricity and heat from renewables is calculated from the share of total electricity and heat production. Sources: APEC statistics (EGEDA), APERC analysis

- RE share of the primary energy supply is just 1.4 percentage points away from the goal, while the share in final energy consumption is 1.5 percentage points away from the goal.

Likely that share of modern renewables in power generation has already doubled

Electricity generation, TWh

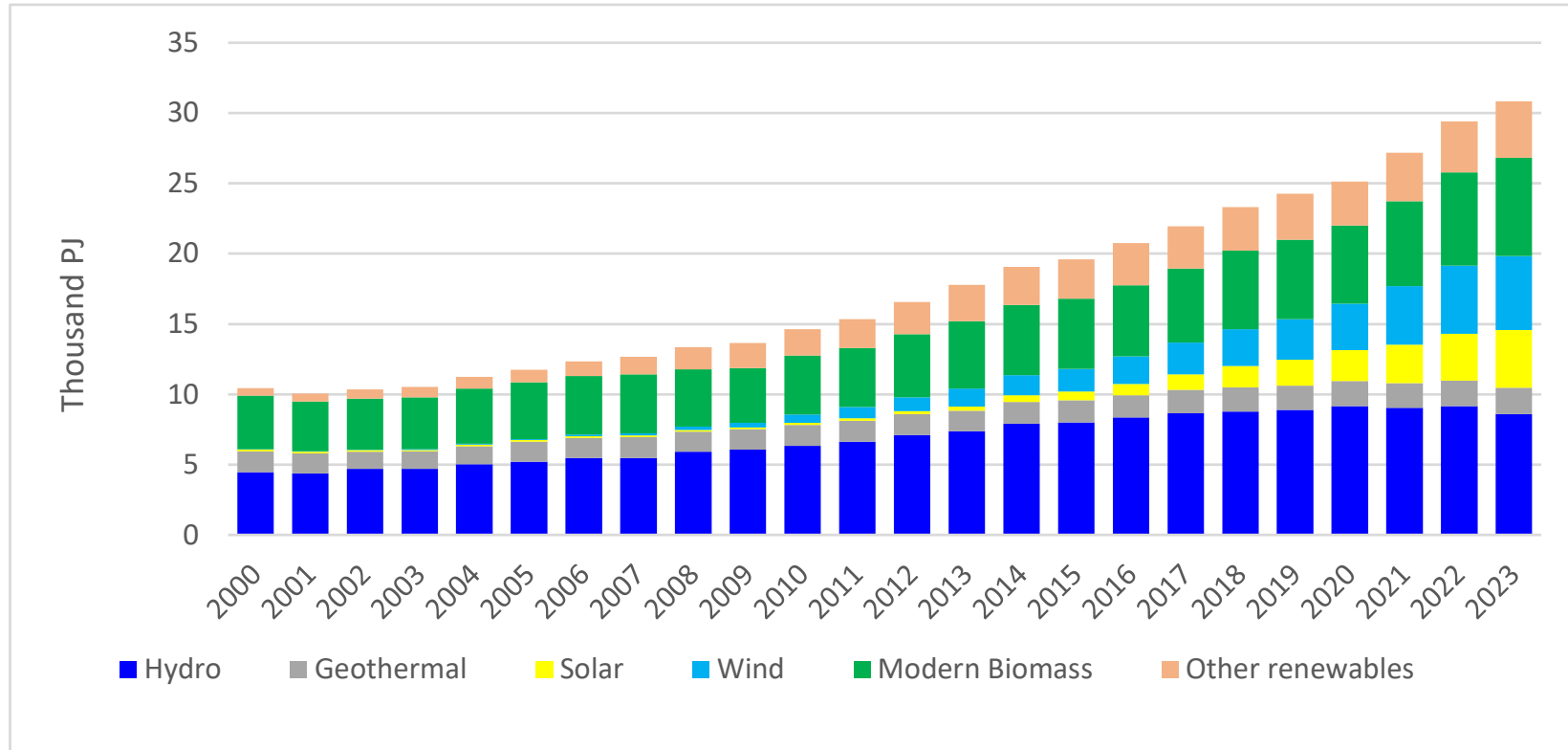
	2010	2023	% change
Non-renewables	11,334	14,305	26.2%
Coal	6,577	8,183	24.4%
Oil	325	150	-54.0%
Gas	2,687	4,053	50.9%
Nuclear	1,658	1,844	11.2%
Other non-renewables	87	75	-14.0%
Modern renewable energy	2,108	5,329	152.8%
Modern biomass	67	269	300.9%
Hydro	1,780	2,450	37.6%
Geothermal	46	60	29.1%
Solar	9	1,056	11642.6%
Wind	163	1,461	798.3%
Other renewables	43	34	-21.6%
Total	13,442	19,634	46.1%
Modern RE share	15.68%	27.14%	73.1%

Sources: APEC statistics (EGEDA), APERC analysis

- Renewable share of electricity generation also constantly shows good progress and is 4.8 percentage points away from the goal.

Wind and solar drove the increase in total RE

Total supply by energy source (PJ) 2000 - 2023



Sources: APEC statistics (EGEDA), APERC analysis

- Solar grew almost 45% (CAGR) and wind grew almost 18% (CAGR) since 2010.

Pursuing and encouraging efforts to triple global renewable energy capacity by 2030

Support for tripling global renewable energy capacity

COP28 Declaration (excerpt)

*To accelerate the energy transition, the COP 28 Presidency took a leading role in launching the Global Renewables and Energy Efficiency Pledge. With the endorsement of 130 national governments (as of 11 December, including the European Union (EU)), the Pledge stipulates that signatories commit to work together to **triple the world's installed renewable energy generation capacity to at least 11,000 GW by 2030.....***

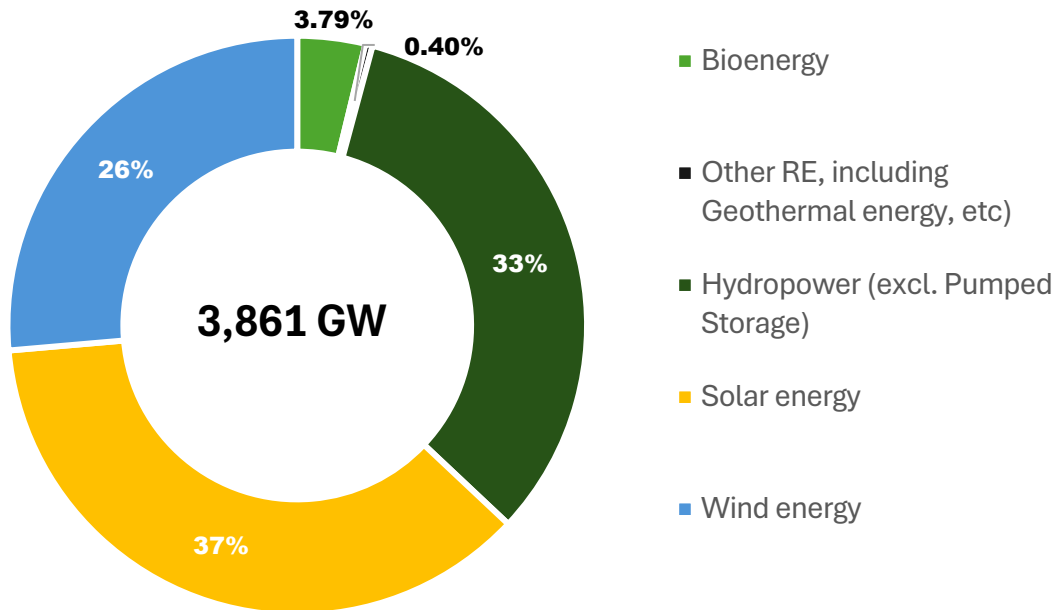
(COP28 UAE, 2023)

2023 APEC Leaders' Golden Gate Declaration (excerpt)

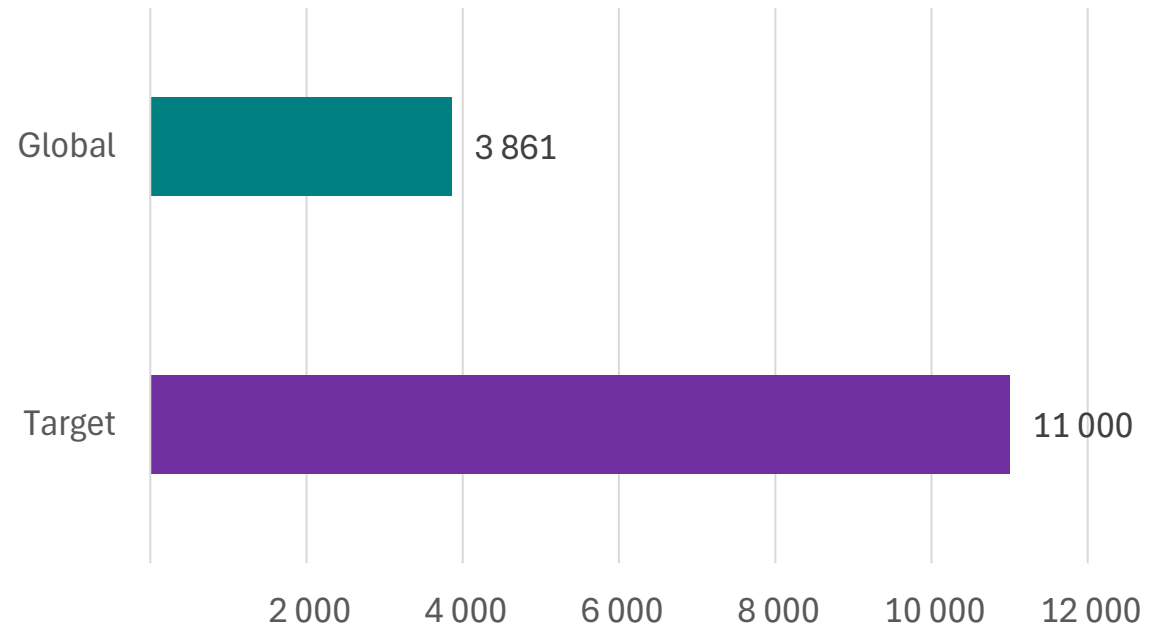
We will pursue and encourage efforts to triple renewable energy capacity globally through existing targets and policies as well as demonstrate similar ambition with respect to other zero and low emissions technologies including abatement and removal technologies in line with domestic circumstances by 2030.

Global installed renewable energy capacity in 2023

Estimated global RE capacity (GW)



Current and target global RE generation capacity (GW)

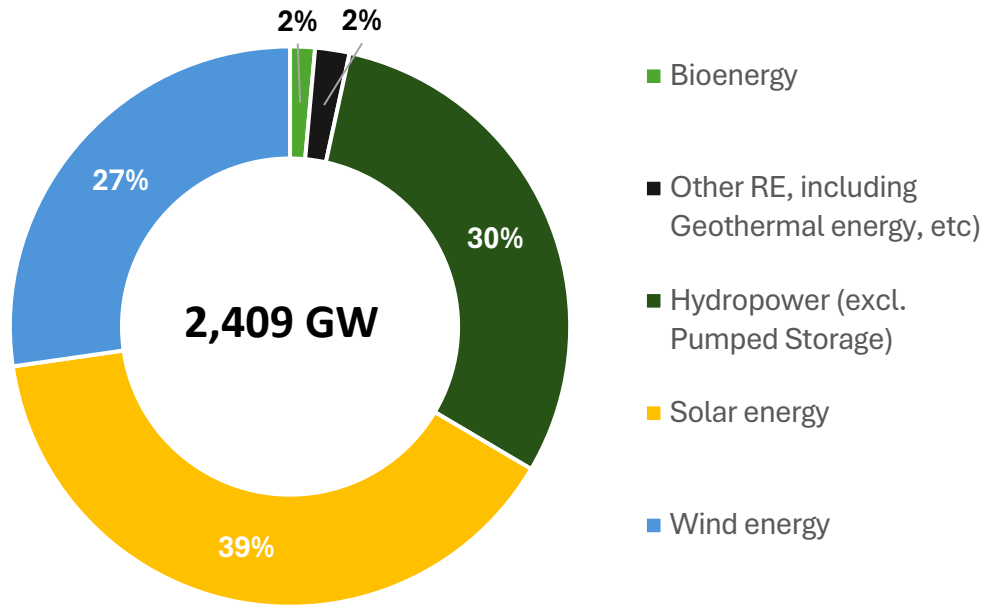


Source for both figures: IRENA

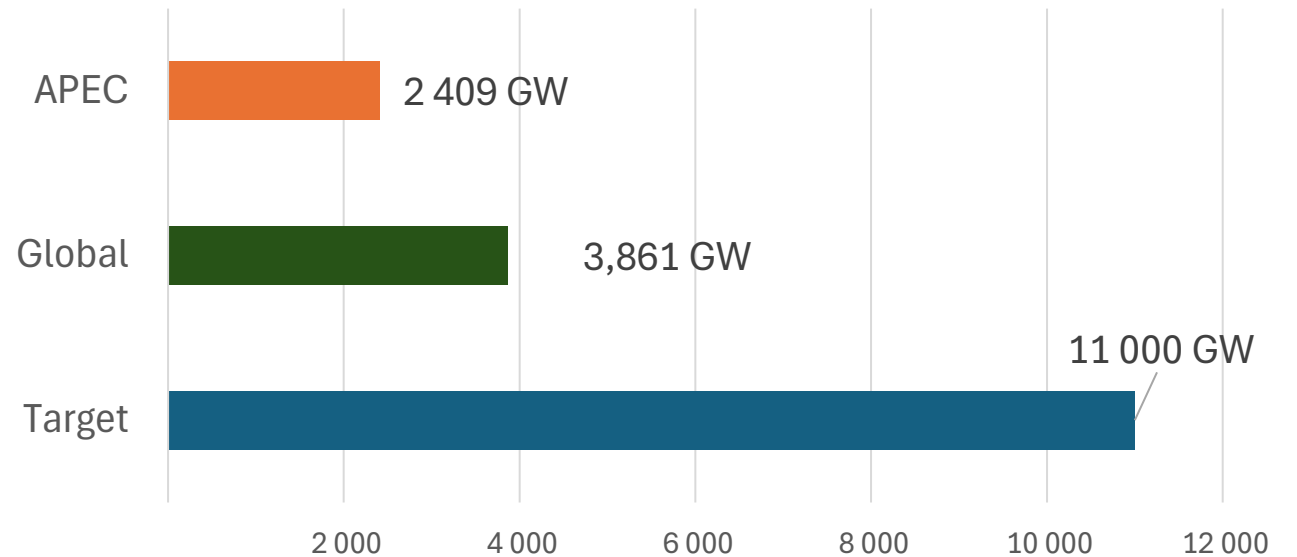
The COP28 target for 2030 is 11 000 GW of installed renewable generation capacity.

APEC's share of global RE capacity in 2023

Estimated APEC RE capacity (GW)



APEC and global level relative to 2030 target (GW)



Sources: EGEDA, IEA

- In 2023, APEC accounted for 62% of global RE capacity.

Final thoughts

- Thanks to the members for their kind support to the EGEDA's activities.
- EGEDA will continue to provide relevant workshops and training to keep up with the continuously changing energy systems and technologies. We would like to encourage members to continue participating in EGEDA activities.
- Improvement in energy intensity has picked up again in 2023 after slowing down in 2021 and 2022.
- Renewable energy, specifically solar and wind, was the fastest-growing energy source in APEC in 2023.
- In 2023, APEC accounted for over 60% of global renewable generation capacity.

Thank you.

<https://aperc.or.jp>

